

Visual Story for a visit to



Aberdeen Science Centre is open Monday-Sunday from 10 am – 5 pm

This booklet has been provided to make your visit to Aberdeen Science Centre as enjoyable as possible.

If you have any further queries please do not hesitate to contact the team at:

info@asc.scot

When you arrive at Aberdeen Science Centre you will enter at the front of the building. This can be through the main doors, or by entering through our garden area.




When inside you will be greeted by a member of our team. They will give you an introduction to the centre and let you know about the exciting activities available at the centre that day.




To keep everybody safe if you are over 12, unless exempt, you will need to wear a mask inside. We also have lots of hand sanitiser throughout the building which you are welcome to use.

Once you've passed reception, the fun begins! We have over 60 exciting exhibits at the Science Centre, split into 6 different zones. You don't have to do everything and can work your way around at your own pace.

In the Space zone you can look at the earth from space and even design your own alien. The air rocket exhibit is a lot of fun, and the rocket can be quite loud when you launch it - you are welcome to cover your ears.



In the Energy Zone you can learn about the different energy stores and meet Robothespian, our very friendly, knowledgeable robot. You can programme him to do different things, and he sings lots of songs.



Also in the Energy Zone is our Opito Theatre of Energy. Inside the Theatre you can watch the 'Story of Energy' show and interact with the Energy wall. Inside the lights are dimmed and it can be quite noisy. You can leave the Theatre at any time if you are not feeling comfortable.




In the Life Sciences Zone you can discover the world of living things, and learn about what is inside you.



Our Under 6 Zone is created for our younger scientists, however you can still enter the zone if you are over the age of 6. This zone includes a coloured shadow wall and optical illusion mirrors.



To go upstairs there is a staircase in the middle of the centre, or you can use the lift at the reception area.



Upstairs are the Make It and Test It Zones where you can build different things, such as the giant archway and experiment with our wind table exhibit.



The main toilet block is downstairs beside the Life Sciences Zone, however there are also several accessible toilets, as well as a changing places room, and you are welcome to use these at any time.



In addition to the exhibits there are different activities you can take part in if you choose to, as well as science demonstrations. During these demonstrations there may be experiments which are quite loud, but don't worry you will be warned before anything happens and nothing can hurt you.



If anything at Aberdeen Science Centre is too loud then you are welcome to put your hands over your ears or take headphones with you to wear.

Aberdeen Science Centre is very exciting so some children may shout or cheer – this is nothing to worry about, that is some children's way of showing they are having fun!



Downstairs is Grub, our onsite café, and we also have a space in our Test It Zone if you would like to take your own lunch with you.



If we need to leave quickly, for example if the fire alarm sounds, a member of the Aberdeen Science Centre team will lead you out of the building through one of our fire exits which are clearly marked throughout the building.



If you would like to bring money with you, you can choose to spend it at our gift shop which is downstairs beside the reception.



Throughout the day you will see lots of the Aberdeen Science Centre team in orange t-shirts. If you have any problems or questions please speak to one of us.



We hope you have a great time at Aberdeen Science Centre!